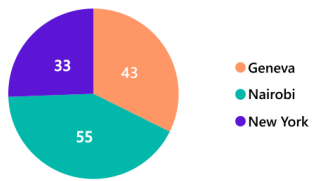


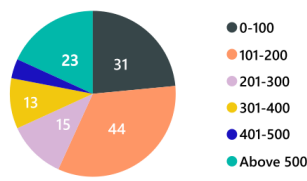
Dashboard for 2021

Chart 1 - Pending Cases by Registry



Total 131

Chart 2 - Pending Cases by Day Block



Total 131

Chart 3 - Aging of Pending Cases - by Registry

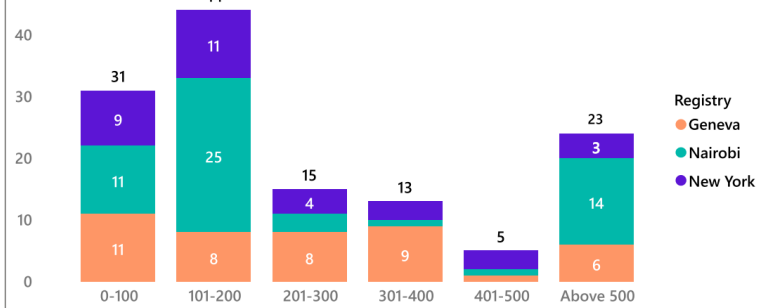


Chart 4 - Aging of cases Pending Assignment - by Registries

Bin	Geneva	Nairobi	New York	Total
0-100	10	11	9	30
101-200	7	20	5	33
201-300	3	2	0	5
301-400	1	0	0	1

Chart 6 - Aging of Pending Cases - by Judge

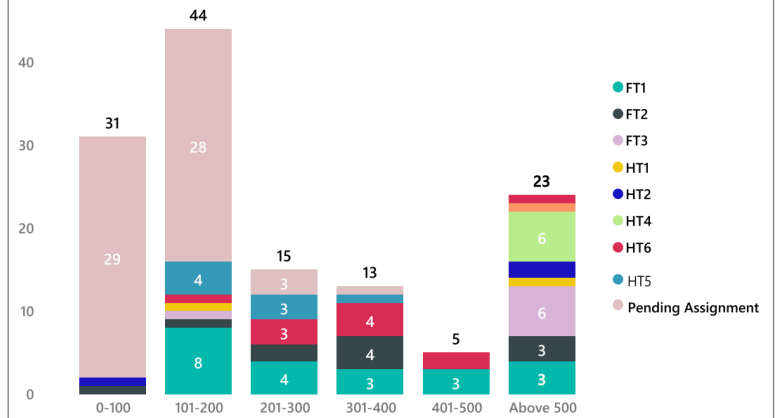


Chart 5 - Pending Cases - by Judge

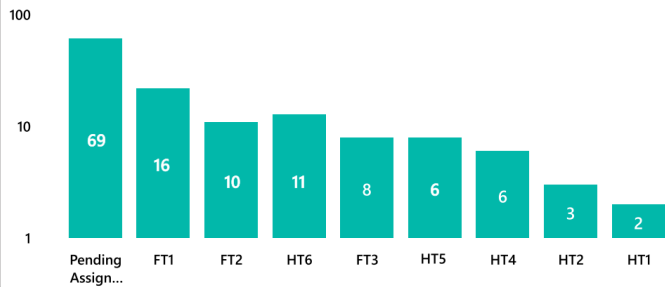
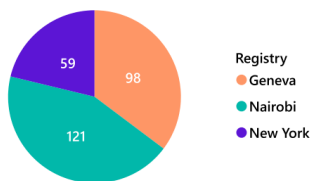
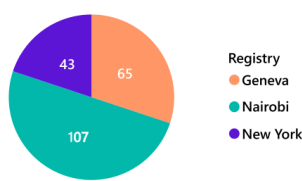


Chart 7 - Cases Disposed (excl. Transfers)



Total 278

Chart 8 - Cases Received (excl. Transfers)



Total 215

Chart 9 - Cases Disposed - by duration

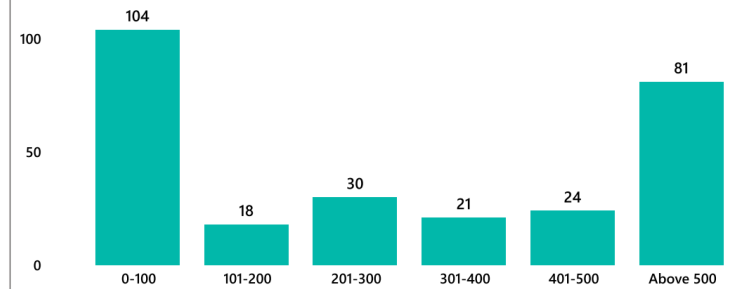
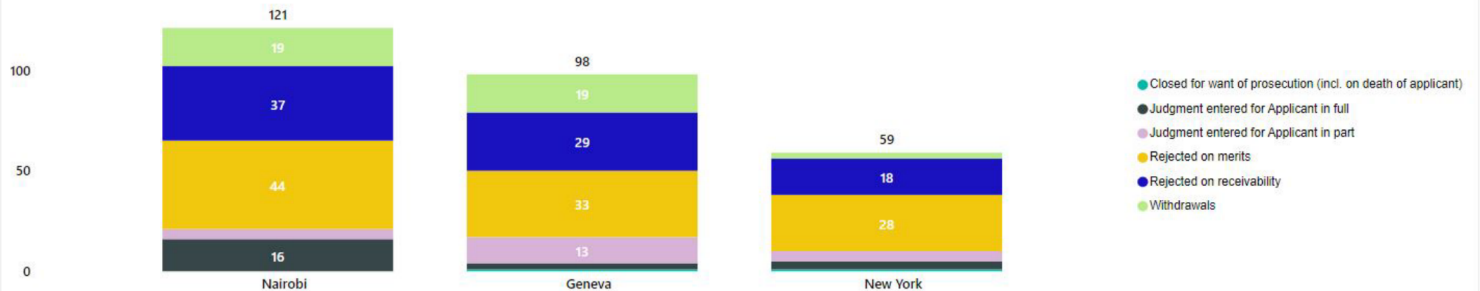


Chart 10 - Cases Disposed - by Outcome and Registry



Dashboard for 2022

Chart 1 - Pending Cases by Registry

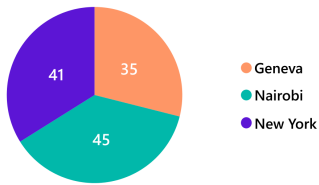


Chart 2 - Pending Cases by Day Block

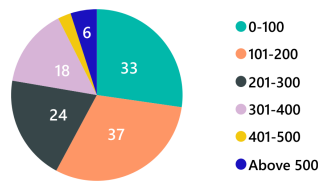


Chart 3 - Aging of Pending Cases - by Registry

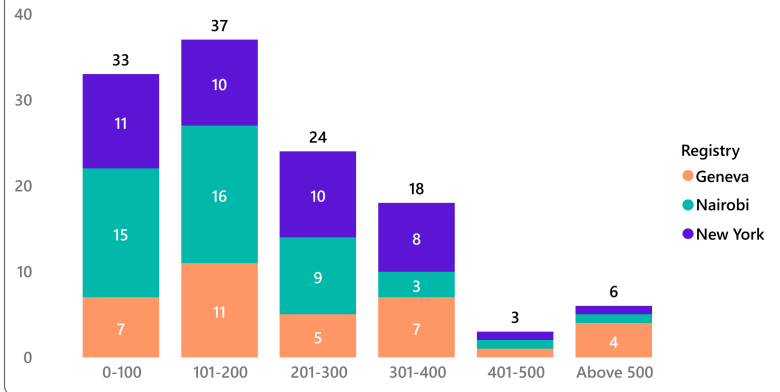


Chart 4 - Aging of cases Pending Assignment - by Registries

Bin	Geneva	Nairobi	New York	Total
0-100	7	12	10	29
101-200	9	14	8	31
201-300	5	3	10	18
301-400	1	1	2	4

Chart 6 - Aging of Pending Cases - by Judge

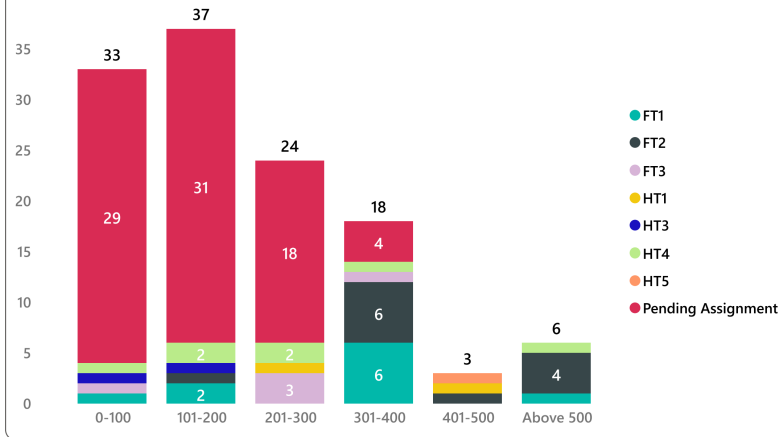


Chart 5 - Pending Cases - by Judge

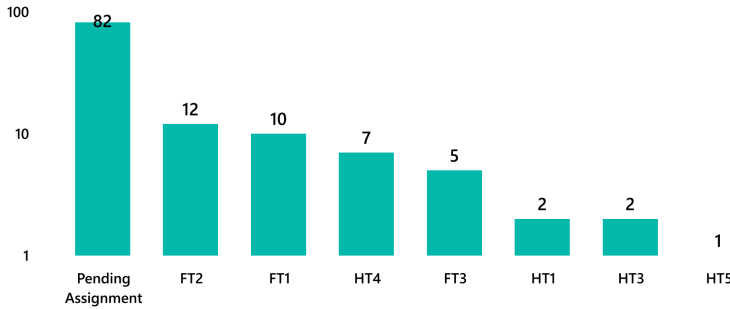


Chart 7 - Cases Disposed (excl. Transfers)

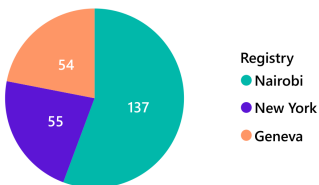


Chart 8 - Cases Received (excl. Transfers)

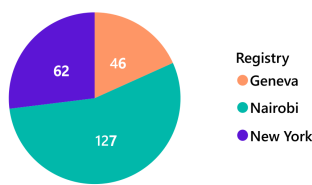


Chart 9 - Cases Disposed - by duration

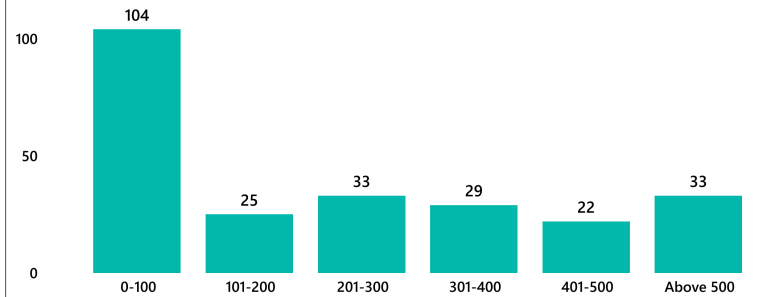


Chart 10 - Cases Disposed - by Outcome and Registry

