

The Human Security Dimension of Climate Change in Small Island States



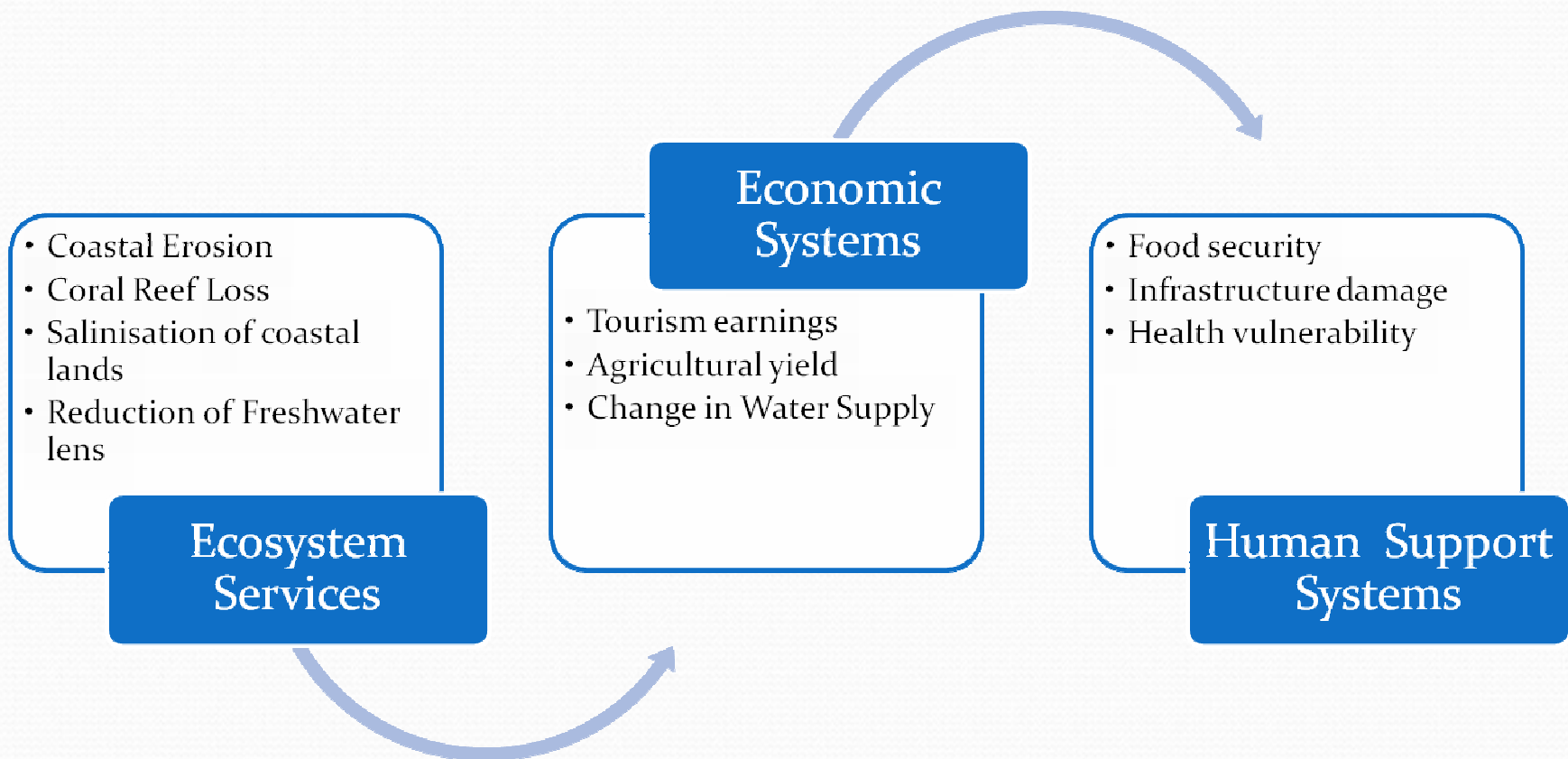
Dr Rolph Payet
University of Seychelles

Framing the debate

1. Is Climate Change a Development or a Human Security Issue ?

Climate Change Impact	Human Dimension	Dev or Sec
Local Impacts - coastal erosion, water scarcity	-Loss of infrastructure -Loss of livelihood -Loss of markets	-Dev =adaptation -Sec = mobility, survival of the fittest
Loss of Territory	-As above --Loss of identity -Ability to exercise rights	-Sec = Human rights

2. The domino effect



3. Victors & Victims

Will climate change redefine the way we conduct international governance and trade?

- Shifting borders - ItalySwiss border
- Loss of homelands - Canteret Islands; Shishmayev
- Loss of Entire Territory - Sovereignty over EEZ
- Shifting the climate burden to the poor
- Exporting the climate problem to developing economies

The REAL cost of Climate Change lies in the fact that we are all victims

4. Sovereignty v/s Responsibility

- international law and treaties currently acknowledge and protect the principle of national sovereignty, conceding to a nation's rights to self determination and to resistance of external interventions in internal or national policies and decision making processes.

HOWEVER, sovereignty is not absolute and has its limitations.

- limitations are defined by the interests of other nations and the collective welfare of all people and countries.

Hence lies the debate:

- Is the environment a national but international or "universal" right
- How would you react if another nation as responsible for sinking your country? Denying you the right to a home, a culture and a way of life?

Let's Look at some evidence

People displaced in 2008

Hazard type (by EM-DAT classification)	Geophysical	Meteorological	Hydrological	Climatological (excl. drought)	All disasters	Climate-related disasters*
Number of disasters	21	61	128	11	221	200
Reported affected	46,789,006	15,308,823	65,896,025	79,225,502	207,219,356	160,430,350
Reported homeless	65,915	273,373	2,572,797	3,600	2,915,685	2,849,770
Estimated displaced	15,697,230	4,873,929	7,568,022	511,472	28,650,653	12,953,423
Estimated evacuated	72,200	3,372,594	3,917,396	50,000	7,412,190	7,339,990
Total displaced and evacuated	15,769,430	8,246,523	11,485,418	561,472	36,062,843	20,293,413
Percentage of affected people displaced / evacuated	34%	54%	17%	1%	17%	13%

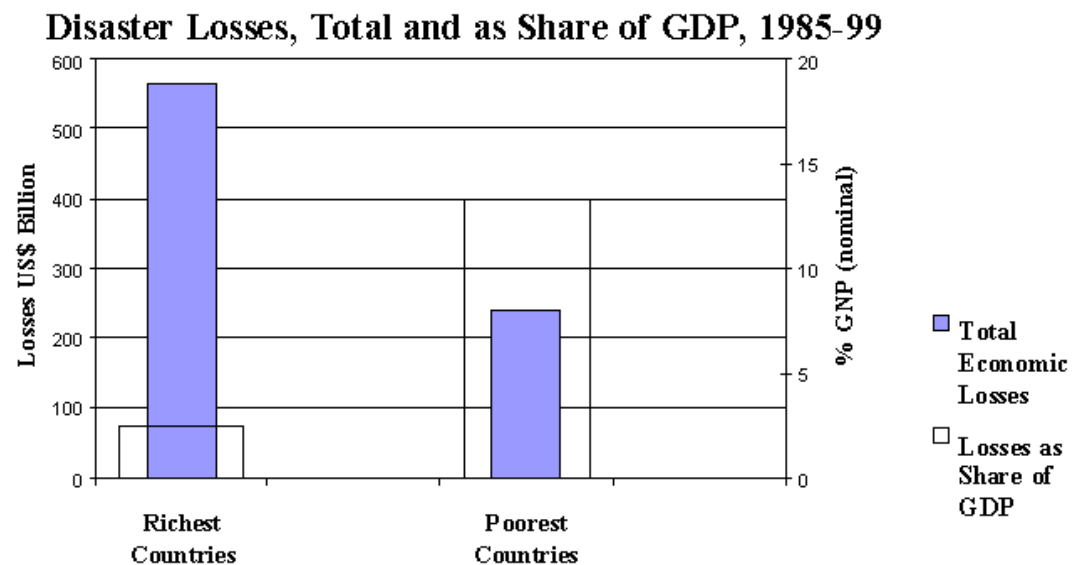
* - Climate-related disaster/hazard events were considered to include all events in the meteorological, hydrological and climatological categories of EM-DAT, excluding drought. Note: this should not be confused with EM-DAT's definition of "climatological" disasters.

UNCHR 2009, Monitoring disaster displacement in the context of climate change

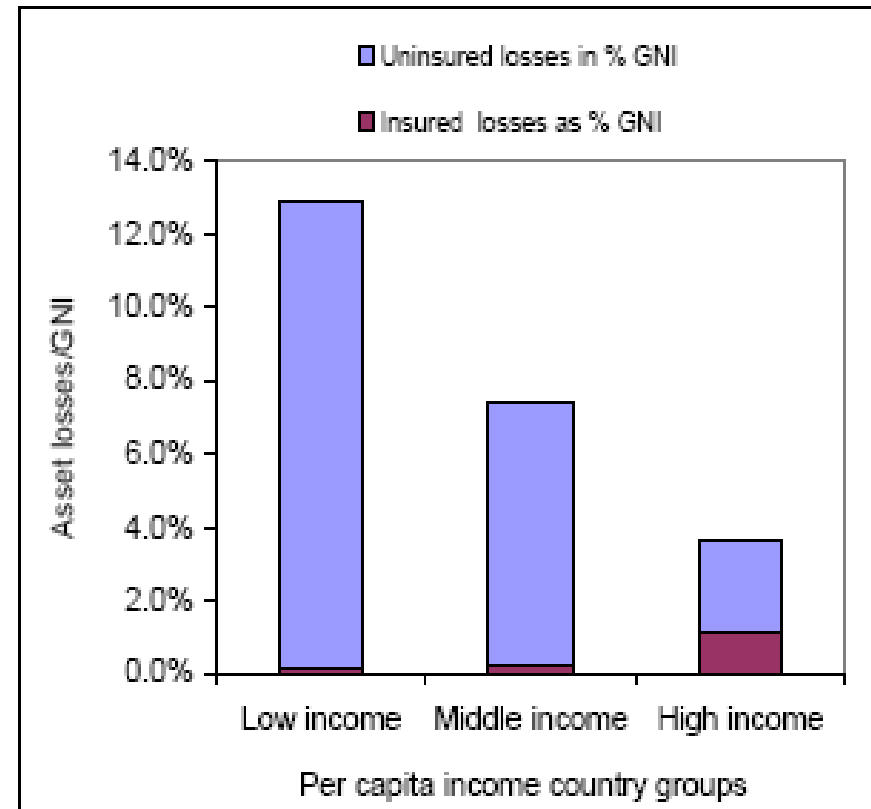
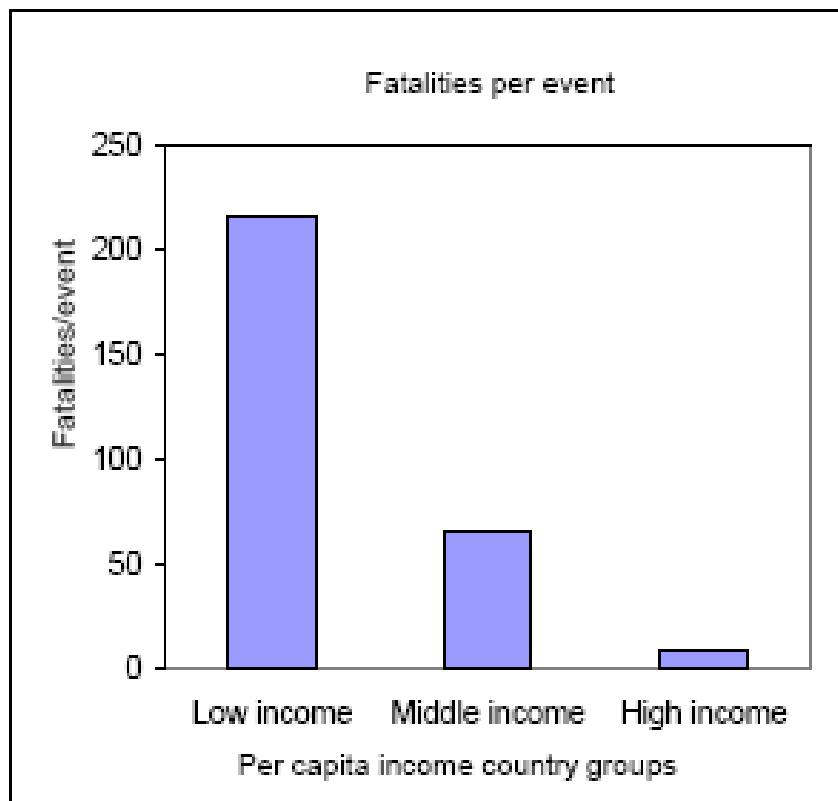
The economic & policy argument

Piquet 2008 (UNHCR)

- Combination of policy and economic failures rather than just natural forces
- >140 million affected by flooding, with high propensity for return
- >146 million affected by drought
- SLR the largest potential for migrations – 602 million people
- Policy intervention interventions will partly address the issue



The globalisation argument



Notes: Graphs depicting (i) fatalities per event, and (ii) insured and uninsured losses according to country income groups. Data source: Munich Re, 2005.1



Typology of the Victims

- Developed countries – High financial burden BUT low human cost
- Developing Countries – High financial burden BUT high human cost
- Less Developed Countries – Low Financial burden BUT high human cost

(note using examples from disaster records)



The Small Island States Dilemma

A large majority of SIDS fall in the Category of Middle-Income Countries

- Relatively developed infrastructure to service tourism
- Small but vulnerable population & economy

The Human Dimension of Climate Change is at its critical in small and vulnerable nations

The Economic Vulnerability

Table 1. *Indices of trade dependence*

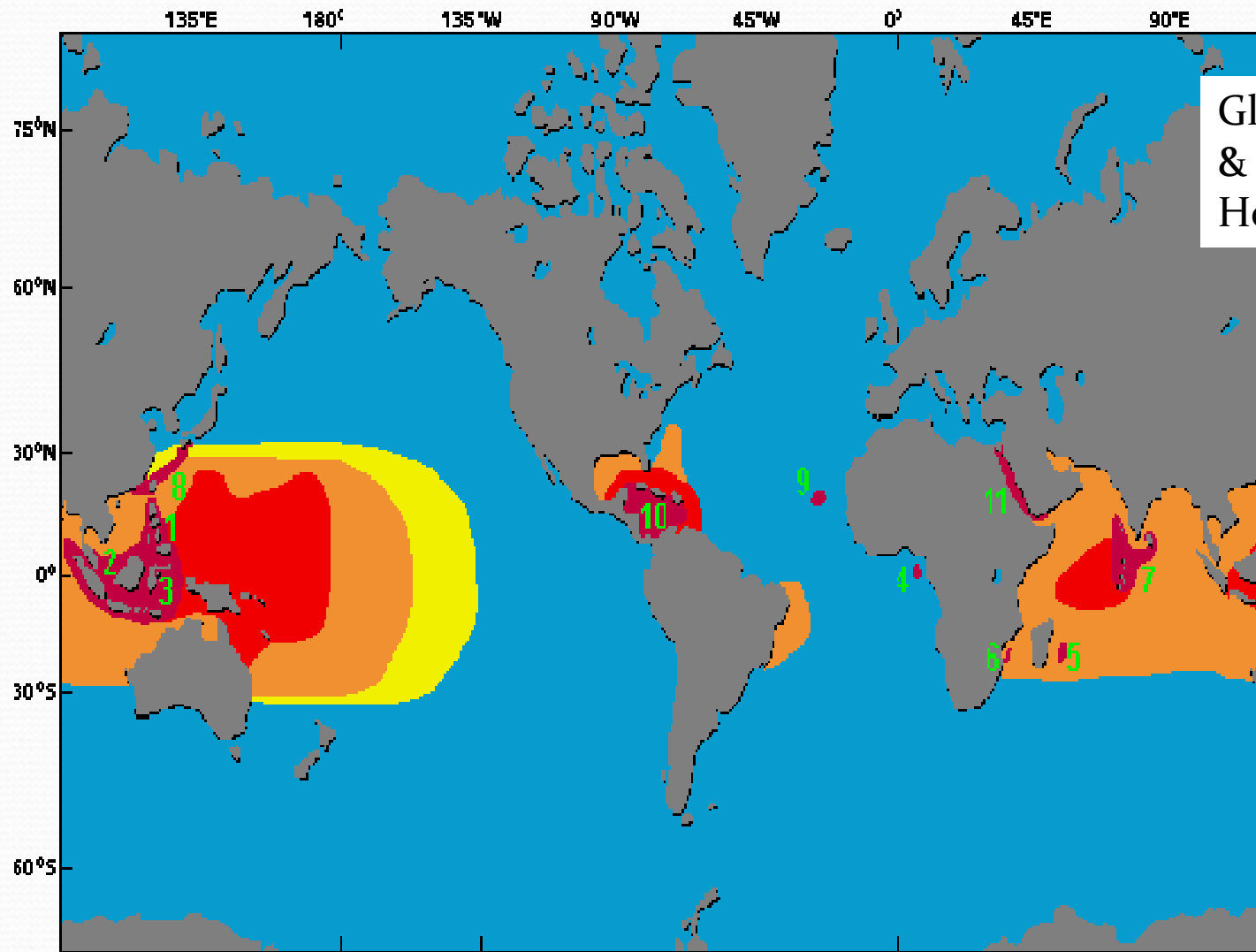
Averages for different categories of countries*	Exports/ GDP%	Imports/ GDP%	Imp + Exp/ GDP%
All countries	36.73	40.97	38.85
Island developing countries	57.31	66.11	61.69
SIDS	60.41	70.90	65.65
Non-island developing countries	29.15	32.86	31.00
Developing countries	38.02	43.44	0.68
Developed countries	31.34	31.02	31.18

Table 3. *Index of disaster damage as a percentage of GNP*

Average for country categories*	Ratio (%)
All countries with disaster incidence	28.10
Island developing countries	51.72
SIDS	66.52
Non-island developing countries	20.58
Developing countries	30.35
Developed countries	5.10



The Ecosystem Vulnerability



Global Biodiversity
& Fisheries
Hotspots

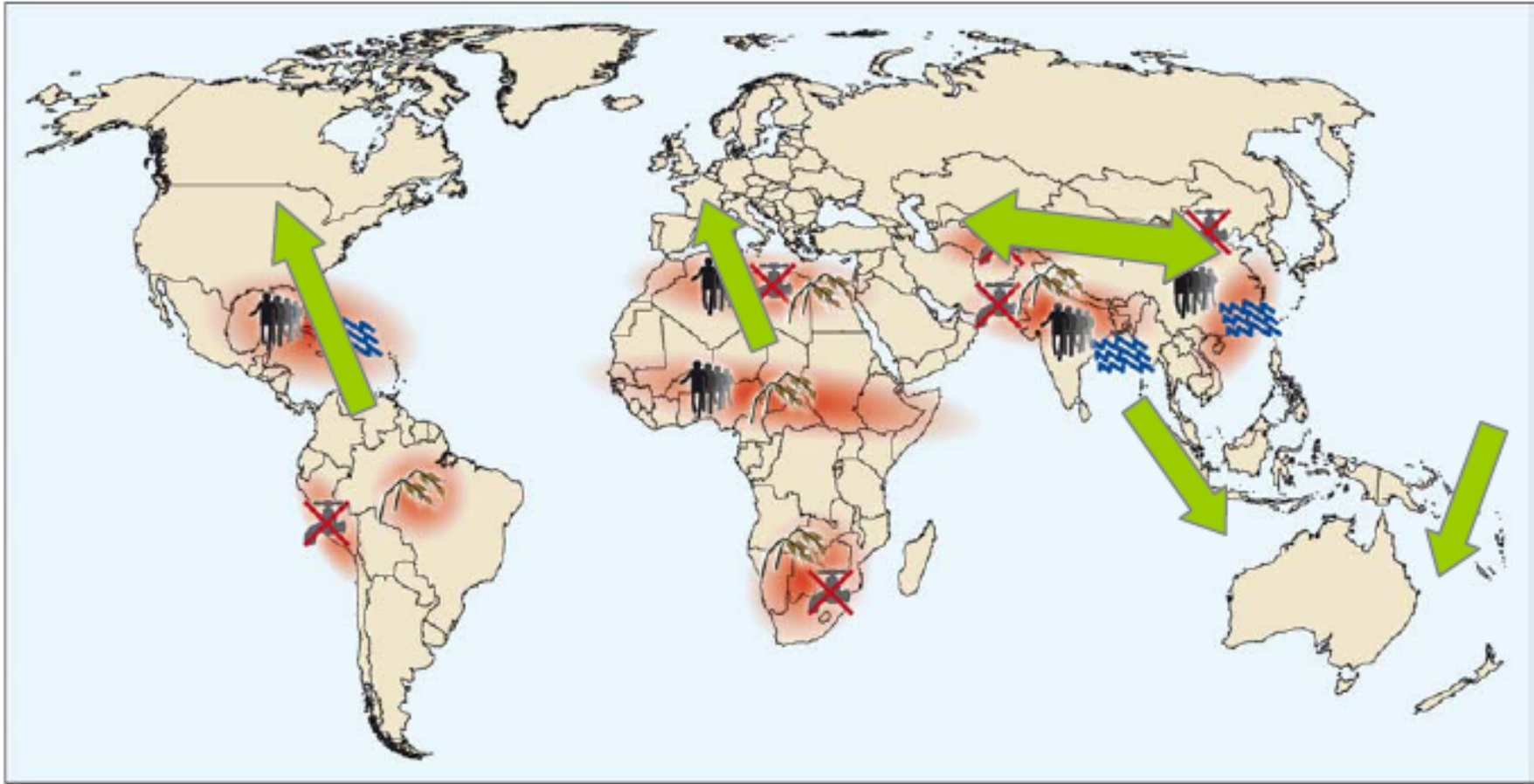
(Source: Christie & CABS)

The physical vulnerability



Besio Island (Kiribati)





Conflict constellations in selected hotspots



Climate-induced degradation of freshwater resources



Climate-induced decline in food production



Hotspot



Climate-induced increase in storm and flood disasters



Environmentally-induced migration



Main trajectories



Playing with Fire or Playing God

- Lack of real life scenarios should not stop us from imagining a future where **the future of a nation, a people is threatened** not by war but by global changes
- **Climate change knows no borders or race** – all humanity are victims - the dignity of the human individual
- **Anticipating a new world map** – one by the climate (example where a country has been undermined by lawlessness)
- **Domino effect on national political and geo-political stability** - human security equates national security , illegal trade, education & health crisis,



Thank You